Open Pie Mode

There are two ways to enter Open Pie Mode: The first occurs if there are specific periods of Open Pie built into the course by the professor. The second, described here, is by completing all topics in an Objective before the due date. If there is a topic left to complete, clicking the Objective filter shows that all past and future Objectives are currently locked. Clicking on the Objective will bring up the Goal topics for that Objective, also locked.

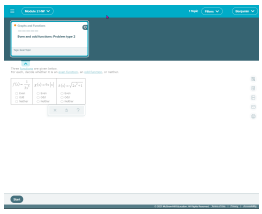

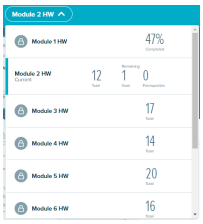

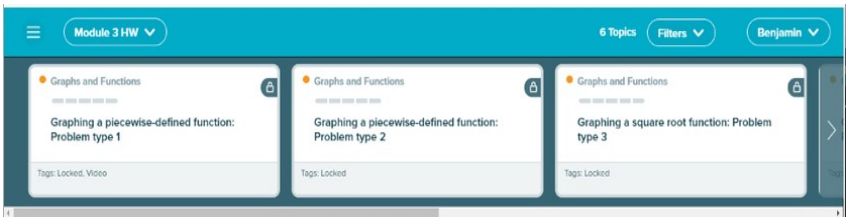

Upon completion of the final topic, a celebration screen appears indicating that the Objective is now complete.

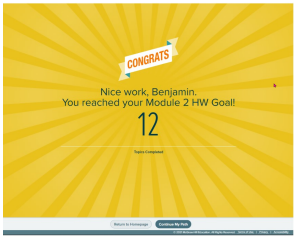

The Home Screen indicates that the Objectives are unlocked and also indicates the number of days left. This state of open Objectives is what is referred to as Open Pie Mode. Students can work on any Ready to Learn topic until the start of the next Objective. Clicking Start My Path will bring up the next topic ALEKS recommends.

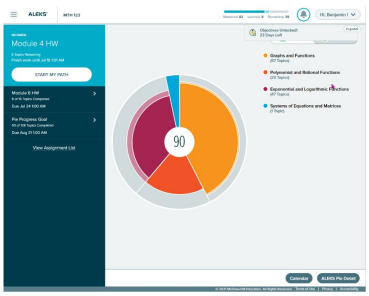

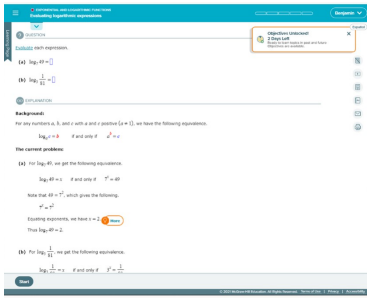

If the student has topics from previous Objectives that were not learned, they can select Go Back on the guidance panel.

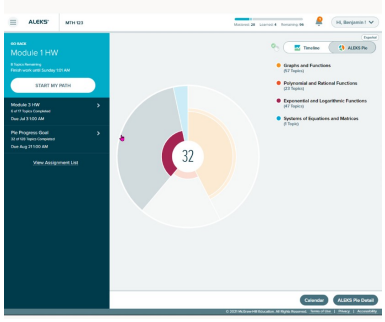

If the student has learned all topics from all previous Objectives, the guidance panel will say Up Next.

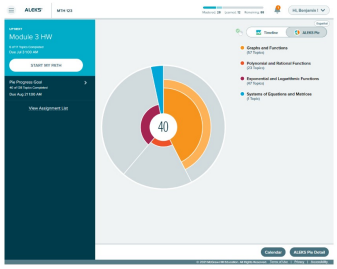

6. Click into the path to see all Ready to Learn Goal topics that are available to work. Using the Objective filter, select any Objective, both past or future, and all Ready to Learn topics are available.

